

THIS DRAWING IS UNPUBLISHED. RELEASED FOR PUBLICATION
 © COPYRIGHT BY TYCO ELECTRONICS CORPORATION. ALL INTERNATIONAL RIGHTS RESERVED.

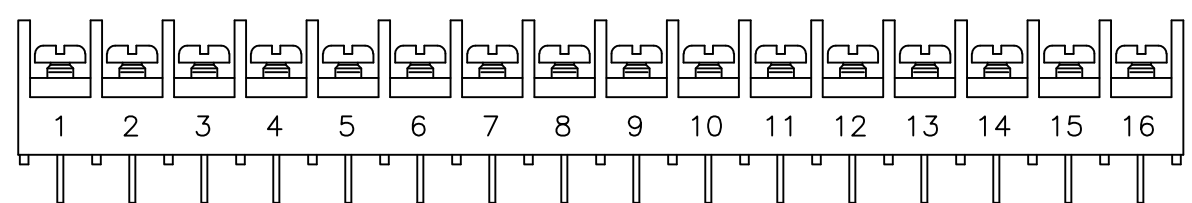
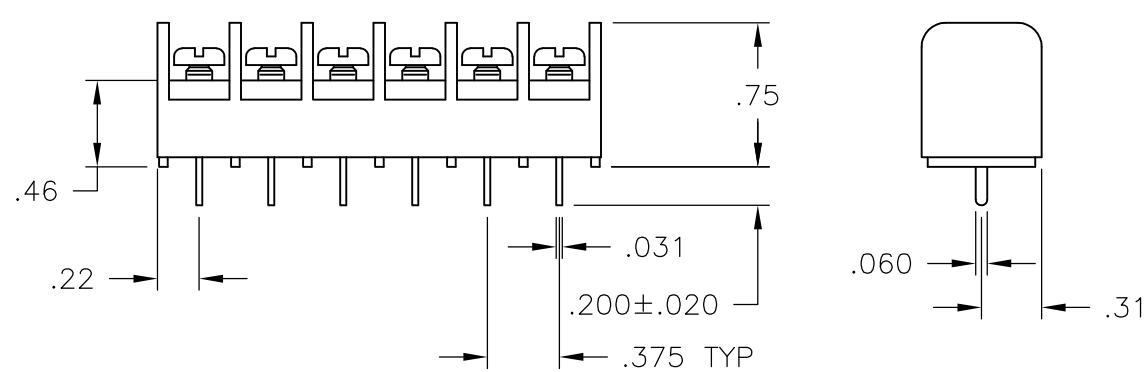
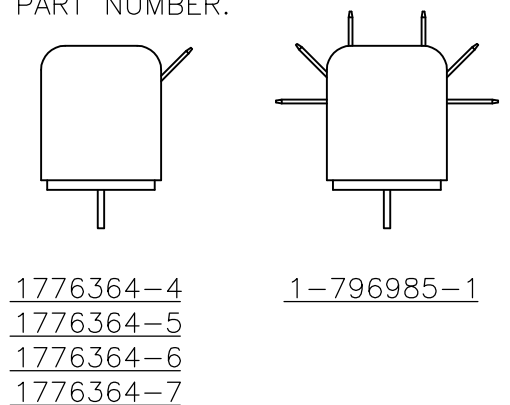

| LOC | DIST | REVISIONS | | | |
|-----|------|-------------|---------------------------|---------|--------|
| P | LTR | DESCRIPTION | DATE | DWN | APVD |
| FT | 0 | C | REVISED PER ECO-08-023953 | 26SEP08 | HMR SM |

MATERIAL:
 HOUSING: THERMOPLASTIC, UL94V-0, BLACK.
 TERMINALS: BRIGHT TIN OVER COPPER ALLOY.
 SCREWS: #6-32 STEEL, ZINC PLATING W/ CLEAR CHROMATE. (EXCEPT WHERE NOTED)

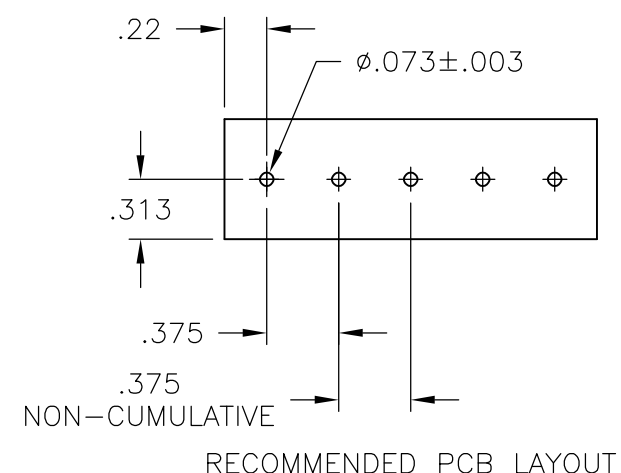
ELECTRICAL:
 RATED CURRENT UL/CSA:
 CLASS C: 20A, 300V
 CLASS D: 5A, 600V
 WIRE RANGE: 12-22 AWG

MECHANICAL:
 RECOMMENDED TORQUE: 7 IN-LB
 OPERATING TEMP.: 105°C MAX.

- ① SCREWS BOTTOMED.
- ② SCREWS ARE BRASS.
- ③ .250 X .032 QC TABS.
- ④ SCREWS ARE STAINLESS STEEL.
- ⑤ PRELIMINARY PART NUMBER.



9-796985-8



| DIM. "A" REF. | NO. OF POS. | CATALOG PART NO. | TE PART NO. | | |
|---------------|-------------|------------------|-------------|-----------------|-------------|
| ② | 9.436 | 25 | JC6-P105-25 | 1776346-1 | |
| | 9.436 | 25 | JC6-P107-25 | 8-796985-7 | |
| | 9.061 | 24 | JC6-P107-24 | 8-796985-6 | |
| | 8.686 | 23 | JC6-P107-23 | 8-796985-5 | |
| | 8.311 | 22 | JC6-P107-22 | 8-796985-4 | |
| | 7.936 | 21 | JC6-P107-21 | 8-796985-3 | |
| | 7.561 | 20 | JC6-P107-20 | 5-1437666-5 | |
| | 7.186 | 19 | JC6-P107-19 | 8-796985-2 | |
| | 6.811 | 18 | JC6-P107-18 | 8-796985-1 | |
| | 6.436 | 17 | JC6-P107-17 | 8-796985-0 | |
| SEE FIGURE | ② | 6.061 | 16 | JC6-P107-16-502 | 9-796985-8 |
| | 6.061 | 16 | JC6-P107-16 | 1-1437665-9 | |
| | 5.686 | 15 | JC6-P107-15 | 7-796985-9 | |
| | 5.311 | 14 | JC6-P107-14 | 1-1437665-8 | |
| | 4.936 | 13 | JC6-P107-13 | 1-1437665-7 | |
| ② | ① | 4.561 | 12 | JC6-P105-12-165 | 3-796985-9 |
| ② | ② | 4.561 | 12 | JC6-P105-12 | 3-796985-8 |
| | ② | 4.561 | 12 | JC6-P107-12 | 1-1437665-6 |
| ⑤ | ⑤ | 4.186 | 11 | JC6-P107-11-241 | 1776346-7 |
| | ⑤ | 4.186 | 11 | JC6-P107-11 | 1-1437665-5 |
| ⑤ | ⑤ | 3.811 | 10 | JC6-P107-10 | 1-1437665-4 |
| ⑤ | ⑤ | 3.436 | 9 | JC6-P107-09-240 | 1776346-6 |
| | ⑤ | 3.436 | 9 | JC6-P107-09 | 1-1437665-3 |
| ⑤ | ⑤ | 3.061 | 8 | JC6-P107-08-239 | 1776346-5 |
| | ⑤ | 3.061 | 8 | JC6-P107-08 | 1-1437665-2 |
| ④ | ④ | 2.686 | 7 | JC6-P107-07 | 1-1437665-1 |
| ③ | ③ | 2.311 | 6 | JC6-P107-06-220 | 1776346-2 |
| ③ | ③ | 2.311 | 6 | JC6-P107-06-166 | 1-796985-1 |
| | ③ | 2.311 | 6 | JC6-P107-06 | 1-1437665-0 |
| ⑤ | ⑤ | 1.936 | 5 | JC6-P107-05-238 | 1776346-4 |
| | ⑤ | 1.936 | 5 | JC6-P107-05 | 1437665-9 |
| | | 1.561 | 4 | JC6-P107-04 | 1437665-7 |
| | | 1.186 | 3 | JC6-P107-03 | 1437665-6 |
| | | .811 | 2 | JC6-P107-02 | 1437665-5 |

| | | | | |
|--|--|------------------------|---|--------------|
| THIS DRAWING IS A CONTROLLED DOCUMENT. | | DWN S. SCHLEGEL 5/7/03 | Tyco Electronics Corporation Harrisburg, PA 17105-3608 | |
| DIMENSIONS: INCHES | | CHK S. YODER 5/7/03 | | |
| TOLERANCES UNLESS OTHERWISE SPECIFIED: | | APVD S. YODER 5/7/03 | NAME | |
| 0 PLC ± - | | PRODUCT SPEC | JC6-P107-XX ASSEMBLY | |
| 1 PLC ± - | | APPLICATION SPEC | SIZE CAGE CODE DRAWING NO RESTRICTED TO | |
| 2 PLC ± .01 | | WEIGHT - | A3 00779 C-1437665-5 | |
| 3 PLC ± .005 | | CUSTOMER DRAWING | SCALE NTS | SHEET 1 OF 1 |
| 4 PLC ± - | | | REV C | |
| ANGLES ± ± - | | | | |
| FINISH - | | | | |